



IDB

IDB WORKING PAPER SERIES #IDB-WP-116

Financial Integration and Foreign Banks in Latin America

How Do They Impact the Transmission of External Financial Shocks?

Arturo J. Galindo
Alejandro Izquierdo
Liliana Rojas-Suárez

Inter-American Development Bank

Department of Research and Chief Economist

January 2010

Financial Integration and Foreign Banks in Latin America

How Do They Impact the Transmission of External Financial Shocks?

Arturo J. Galindo*
Alejandro Izquierdo*
Liliana Rojas-Suárez**

*Inter-American Development Bank

**Center for Global Development



Inter-American Development Bank
2010

Cataloging-in-Publication data provided by the
Inter-American Development Bank
Felipe Herrera Library

Galindo, Arturo J.

Financial integration and foreign banks in Latin America : how do they impact the transmission of external financial shocks / Arturo J. Galindo, Alejandro Izquierdo, Liliana Rojas-Suárez.

p. cm. (IDB working paper series ; 116)

Includes bibliographical references.

1. Finance—Latin America. 2. Banks and banking—Latin America. 3. Credit—Latin America. 4. Corporations, Foreign—Latin America. 5. Financial crises—Latin America. I. Izquierdo, Alejandro, 1964- II. Rojas-Suárez, Liliana. III. Inter-American Development Bank. Research Dept. IV. Title. V. Series.

HG2710.5.A8 G35 2010

G146—dc22

© Inter-American Development Bank, 2010
www.iadb.org

Documents published in the IDB working paper series are of the highest academic and editorial quality. All have been peer reviewed by recognized experts in their field and professionally edited. The views and opinions presented in this working paper are entirely those of the author(s), and do not necessarily reflect those of the Inter-American Development Bank, its Board of Executive Directors or the countries they represent.

This paper may be freely reproduced provided credit is given to the Inter-American Development Bank.

Abstract*

This paper explores the impact of international financial integration on credit markets in Latin America, using a cross-country dataset covering 17 countries between 1996 and 2008. It is found that financial integration amplifies the impact of international financial shocks on aggregate credit and interest rate fluctuations. Nonetheless, the net impact of integration on deepening credit markets dominates for the large majority of states of nature. The paper also uses a detailed bank-level dataset that covers more than 500 banks for a similar time period to explore the role of financial integration—captured through the participation of foreign banks—in propagating external shocks. It is found that interest rates charged and loans supplied by foreign-owned banks respond more to external financial shocks than those supplied by domestically owned banks. This does not hold for all foreign banks. Spanish banks in the sample behave more like domestic banks and do not amplify the impact of foreign shocks on credit and interest rates.

Keywords: Foreign Banks, Credit, Interest Rates, Financial Shocks

JEL Codes: F36, G0, G21

* The authors would like to thank Eduardo Cavallo, Gian Maria Milesi-Ferretti and seminar participants at the Center for Global Development for their valuable comments, as well as Verónica Gonzales and Cesar Tamayo for superb research assistance. We also thank Gian Maria Milesi-Ferretti for providing us with an update of the financial integration data.

1. Introduction

Since the 1990s, most countries in Latin America have embarked on a process of financial integration characterized by a reduction of impediments to cross-border financial transactions and increased participation of foreign banks in the local banking systems.¹ By 2007, Latin America as a whole was the most financially open region in the developing world.² Accompanying these developments, a growing amount of literature on this topic has emerged. However, no consensus has been reached regarding the relative benefits and perils of both increased financial integration and greater participation of foreign banks.

This debate was further exacerbated by the global financial crisis that started in 2007 in major industrialized countries. In the view of some analysts, the propagation of the crisis from developed countries to emerging market economies in general—and Latin America in particular—through financial channels is proof of the need to impose limits on financial integration. The sharp reduction in access to international capital markets experienced by Latin American countries in the latter part of 2008 and the beginning of 2009, and the resulting adverse effects on growth and economic stability, is cited as evidence of the dangers of liberalized capital accounts.³

Others, however, focus on the rapid growth experienced by the region in the five years that preceded the crisis and argue that greater financial integration and active participation of foreign banks played an important role in that outcome. While acknowledging the adverse effects of contagion during the crisis, this group of experts argues that the low savings rates prevalent in most countries in the region impose a greater constraint on long-term growth than the short-term negative impact of the international crisis.

The importance of financial integration and foreign banks in Latin America, however, goes beyond its effect on economic growth. These two factors also play a crucial role in the behavior of real credit growth and real interest rates. Interestingly enough, when analyzing these issues, most of the analytical literature deals with the response of local financial variables to *real shocks*, such as a reduction in economic activity either in the local economy or in the home country of foreign banks (see the literature discussion in Section 2). In contrast, analyses of the role of financial integration and foreign banks in the transmission of *external financial shocks*

¹ Exceptions to this trend include Venezuela and, more recently, Argentina and Ecuador.

² See Section 3.

³ See, for example, Stiglitz (2009).

(such as a sharp increase in the U.S. high-yield spread) to domestic credit and interest rates in Latin America are extremely limited.

This paper aims to help fill that vacuum and complement existing literature by conducting an empirical investigation of the relationship between domestic financial variables (real credit growth and real interest rates) and external financial shocks that lead to changes in investors' perception of risk. We measure these as a drastic increase in the VIX index, the EMBI spread or the spread of U.S. high-yield bonds). The novelty of the analysis lies in determining the role of both financial integration and foreign banks in this interrelationship. Thus, the key questions answered in this paper for Latin America are:

- (a) Does financial integration exacerbate the adverse effect of a foreign shock on domestic credit growth and its cost?
- (b) Does the behavior of foreign banks differ from that of domestic banks in terms of the response of credit to an adverse external financial shock?
- (c) Do foreign banks increase interest rates more than domestic banks when a negative external financial shock hits the local financial system?

The empirical investigation provides a positive answer to these questions. However, despite this pernicious effect, the research also concludes that the net impact of financial integration supports real credit growth and lower real interest rates. Thus, while financial integration is a channel through which adverse financial shocks lead to credit contractions and increases in interest rates, it also helps credit markets to deepen and the cost of finance to decline in the absence of adverse external financial shocks. Moreover, this latter effect dominates the former.

The rest of this paper is organized as follows. Section 2 presents a brief review of the literature on the benefits and risks of financial integration and foreign banks in emerging markets. Section 3 discusses the extent of financial integration in Latin America using both *de jure* and *de facto* measurements. This section also shows some changes in the characteristics of international loans to the region that accompanied the process of financial integration. Section 4 conducts an empirical analysis to determine the role of financial integration in the relationship between external financial shocks and domestic real credit growth and real interest rates. The

section also explores whether, in the presence of an external financial shock, the behavior of domestic banks differs from that of foreign banks. Section 5 provides our conclusions.

2. Financial Integration and Foreign Banks in Emerging Markets: A Brief Literature Review

Financial integration has been the subject of much debate, particularly following the crises in emerging markets in the late 1990s. Much of the debate has focused on identifying the pros and cons of capital account liberalization policies. Despite the large provision of funding supporting growth processes in emerging markets, stark financial crises stemming from supply shocks to the provision of international credit and their associated output meltdowns (as shown, for example by Calvo, Izquierdo and Talvi, 2006) led to a rethinking of financial integration strategies. The current global financial crisis poses similar questions about desired integration levels in a context of repeated international financial volatility. Although capital account liberalization seems to have brought several benefits to those who engaged in these policies—as evidenced by large expansionary cycles during the mid-2000s—it has not been without costs. However, recent work by Rancière, Tornell and Westermann (2008) suggests that the benefits seem to outweigh the costs considering countries that have experienced occasional financial crises have, on average, grown faster than countries with stable financial conditions, suggesting a positive effect of integration with systemic risk on growth.⁴ Thus, situations of greater incidence of crisis are compatible with higher mean growth. As a matter of fact, Rancière, Tornell and Westermann (2006) provide an empirical decomposition of the effects of financial liberalization on growth and on the incidence of crises, and show that the direct effect of financial liberalization on growth outweighs by far the negative indirect effect of a higher propensity to crisis.⁵ Recent work by Calvo and Loo-Kung (2009) also suggests that, in terms of consumption welfare, periods of financial liberalization coming hand in hand with high growth do not need to be very long to beat the alternative of lower growth, closed capital account processes.⁶

⁴ On similar lines, Galindo, Micco and Ordoñez (2002) show that financial liberalization exerts a positive impact on the growth rate of economic sectors that rely more on external finance.

⁵ Other work showing positive effects of financial liberalization on growth includes Galindo, Schiantarelli and Weiss (2007), who show that the allocation of investment is more efficient where financial liberalization is greater.

⁶ This does not mean that processes of high growth accompanied by crises are desirable. Indeed, emerging markets are continuously struggling to integrate financially in ways that do not pose significant danger leading to financial crises.

In many cases, larger participation by foreign banks has accompanied financial integration. Thus, it is relevant to understand how foreign banks contribute to or detract from credit volatility. Foreign banks may play a stabilizing role in that they can better diversify risk, and they can rely on liquidity from the parent company and capital back up in the event of host-country shocks. For example, Goldberg (2002) shows that the international activities of foreign banks headquartered in the United States are not influenced by host-country economic conditions. Moreover, Goldberg (2005) finds that local and cross-border claims on Latin American customers of U.S. banks are not robustly related to country-specific business cycle variables. Galindo, Micco and Powell (2003) provide additional support for these findings by establishing that foreign banks can stabilize credit during domestic deposit crunches.

In a similar vein, Martínez Peria, Powell and Vladkova-Hollar (2005) present evidence that the sensitivity of foreign bank claims to host-country factors diminishes as banks' aggregate exposure rises. They also infer that foreign bank claims react more to positive than to negative host shocks and that they are not significantly curtailed during crises. De Haas and Lelyveld (2006) find additional evidence from Central and Eastern Europe that during crisis periods domestic banks contract their credit and deposit bases, whereas foreign banks do not. More recently, Cull and Martínez Peria (2007) report that, although countries that experienced a banking crisis tended to have higher levels of foreign bank participation than those that did not, foreign participation increased as a result of crises rather than prior to them.

However, research also indicates that foreign banks can amplify credit cycles driven by changes in business opportunities in the domestic economy. For example, although Morgan and Strahan (2003) show that foreign banks may dampen the effect of a general bank capital shock on firm investment in the host country—in line with the literature mentioned above—they also find that foreign banks can amplify firm collateral shocks in the host country by reallocating their portfolio when changes in expected risk/return take place. In this way foreign banks exploit alternative investment opportunities abroad, an option that may not be available to domestic banks. Similarly, Galindo, Micco and Powell (2003) determine that when foreign banks suffer a shock to expected returns in the host country, they may cut back on local operations at a faster pace than less diversified domestic banks. These findings point to the fact that under particular conditions there may be a positive association between a host country's business cycle and foreign bank credit supply.

Apart from the above-mentioned reaction to host-country shocks, also known as “pull” factors, several studies have focused on “push” factors linked to the impact of source-country shocks on host-country lending by foreign banks. Goldberg (2005) finds that the claims of U.S. banks on European markets have been generally positively correlated with U.S. GDP growth, implying that net claims abroad increase when the U.S. economy is expanding. Peek and Rosengren (2000) present similar evidence on pro-cyclical flows when studying U.S. exposure to the Japanese cycle. They find that exposure to the Japanese real estate bubble of the early 1990s led to a contraction of credit from Japanese banks to U.S. customers. Kamil and Rai (2009) show that liquidity constraints in U.S. money markets reduce cross-border lending and foreign bank subsidiary lending to Latin American countries.

However, Goldberg (2005) finds that cross-border claims on Latin American markets are not robustly related to the U.S. business cycle, and thus U.S. banks do not appear to be strong conduits for transmitting U.S. cycles to smaller markets. Despite this finding on “push” factors indicating that apparently foreign banks do not seem to import source-country shocks into Latin America, little has been explored in terms of the relevance of external shocks related to changes in risk aversion—such as sharp changes in U.S. high-yield spreads, global EMBI spreads or the VIX index—on foreign bank lending behavior compared with that of domestic banks. Similarly, although much has been written about financial integration and banking crises, there is a need to explore whether larger financial integration significantly affects domestic credit fluctuations and real interest rates when systemic risk aversion rises. This issue will be tackled empirically in Section 4.

3. Latin America’s Level of Integration with International Financial Markets

Two alternative measures of international financial integration are *de jure* and *de facto*. The former assesses the regulatory restrictions (or lack of) on cross-border financial transactions of financial institutions. The latter measures the extent to which cross-border holdings of financial assets and liabilities have *actually taken place*. While in general one could expect that, in an increasingly globalized world, both measures would be highly correlated, it is also quite possible to envision situations in which such correlation does not materialize. For example, a country with a fully liberalized capital account might encounter very little interest from foreign investors in the country’s assets and financial instruments due to its high economic and/or political instability.

Likewise, it is possible that a large accumulation of foreign assets and liabilities occurs in spite of existing capital account controls if those controls prove to be ineffective.⁷ A review of the literature shows that examples of both cases abound in the recent history of Latin America.⁸

Regardless of the desirability and effectiveness of capital controls—a topic not addressed in this paper—it is relevant to understand the degree and evolution of financial integration in Latin America, both *de jure* and *de facto*. This section explores those matters. At the outset, however, it is important to clarify that the measures discussed here are approximations and that it is extremely difficult to fully distinguish between these two kinds of measurements. As explained above, unstable macro policies can *de facto* be an impediment to financial integration, even in the absence of *de jure* capital controls.

3.1 De Jure Financial Integration

There are a number of alternative measures of capital account liberalization (or, conversely, capital controls). For the purpose of allowing country comparisons, all these measures are based on information provided by the IMF's *Annual Report on Exchange Arrangements and Exchange Restrictions* (AREAER), which reports the extent of rules and regulations affecting cross-border financial transactions.⁹ In this paper we use the index of financial openness developed by Chinn and Ito (2007), which attempts to capture the extent and intensity of restrictions on capital mobility. To achieve its purpose, the Chinn and Ito index, which is also based on information from AREAER, uses a principal components methodology. The higher the value of the index, the more open the capital account.¹⁰

Figure 1 presents the evolution of the financial openness index by regions.¹¹ As the chart clearly shows, the Latin American index of capital account liberalization has been increasing since the 1990s. By 2006, Latin America was the most financially open region in the world, second only to developed countries. Indeed, by 2006, Latin America's index of financial openness was triple that of Eastern Europe and Central Asia.

Moreover, as Table 1 shows, the majority of Latin American countries display a very high degree of financial openness and an increasing trend. By 2006, only four countries

⁷ See for example Edwards (1999).

⁸ The literature on the desirability and effectiveness of capital controls is quite extensive, especially for Latin America. For a review, see Magud and Reinhart (2007). This paper does not deal with this issue.

⁹ See, for example Glick and Hutchison (2001) and Quinn (2003).

¹⁰ In this index, by construction, the value of the series has a mean of zero.

¹¹ Each regional value for every year is simply the average of the value of the index for all countries within the region.

presented limited openness—Argentina, Colombia, Honduras and Venezuela—with the indicator significantly deteriorating in the cases of Argentina and Venezuela. Although the index is not estimated after 2006, recent policy decisions in Ecuador imply that this country has joined Argentina and Venezuela in the imposition of restrictions on the capital account. By contrast, Colombia has recently lifted a number of capital controls.

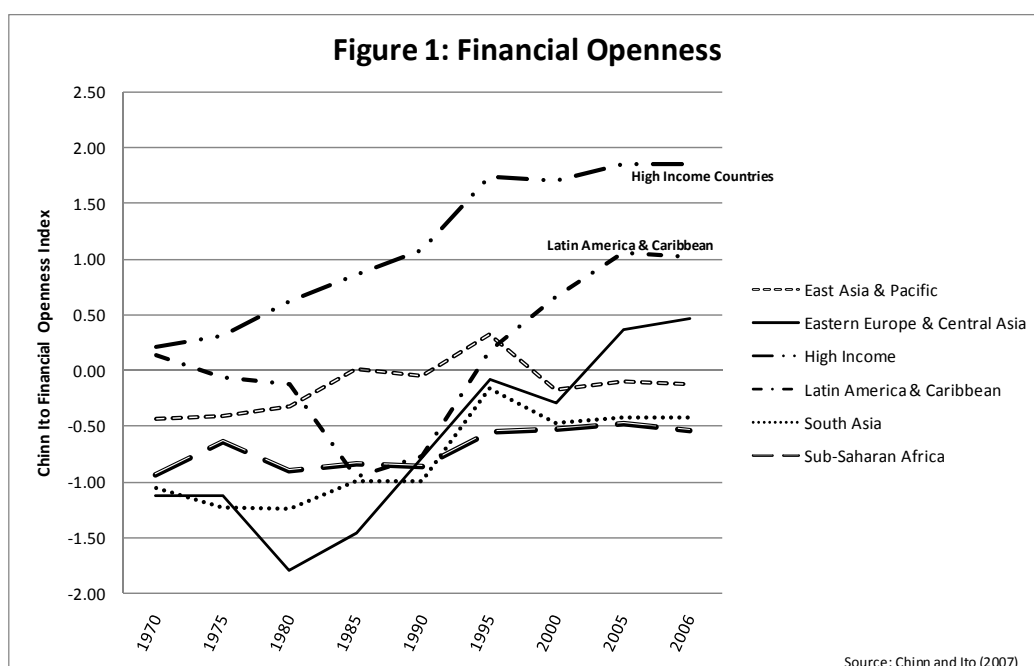


Table 1
Financial Openness Index in Latin America, 1970-2006

Country	1970	1980	1990	2000	2006
Argentina	0.72	-0.09	-1.13	1.73	-0.76
Bolivia	1.27	1.27	0.60	1.50	1.50
Brazil	-1.80	-1.80	-1.80	-1.13	1.27
Chile	-1.80	-0.09	-1.80	-1.13	2.54
Colombia	-1.80	-1.80	-1.13	-1.13	-0.09
Costa Rica	1.27	-0.49	-1.80	1.27	1.27
Dominican Republic	-1.13	-1.80	-1.80	-0.44	2.54
Ecuador	0.99	0.60	-0.98	-0.09	2.27
El Salvador	-1.13	-1.13	-1.80	2.54	2.54
Guatemala	-1.13	-0.05	-0.22	1.27	2.54
Honduras	2.54	0.99	-1.80	-0.09	-0.09
Mexico	2.54	2.54	-0.76	1.19	1.19
Nicaragua	2.54	-1.26	-1.13	2.54	2.54
Panama	2.54	2.54	2.54	2.54	2.54
Paraguay	-1.13	-0.76	-1.13	1.50	1.50
Peru	-0.71	0.06	-1.80	2.54	2.54
Uruguay	-0.59	0.72	1.27	2.54	2.54
Venezuela	0.60	1.87	-0.09	2.54	-0.71

Source: Chinn and Ito (2007).

A discussion of the factors behind the high level of financial openness in Latin America can be found elsewhere. For the purpose of this paper, it is sufficient to recall that the impetus toward capital account liberalization started in the 1990s with the implementation of the Brady Plan. This plan allowed for the *securitization* of governments' external liabilities as a way to resolve the debt crisis of the 1980s that had *paralyzed* the region for a decade. Since then, a highly liquid market for international bonds and other securities issued by Latin American countries has developed. This, together with extremely low national savings rates, implies that most countries in the region depend on foreign capital to meet their financing needs and are subject to the volatility of capital flows.

While increased access to international capital markets has certainly supported growth prospects in the region, it has also brought about important risks, especially as demonstrated by the current international financial crisis. However, in spite of the current uncertainties in international capital markets, there are no indications that Latin America as a whole will cease to be the most financially open developing region in the foreseeable future. Instead, most countries have placed the achievement (or maintenance) of investment grade among their top priorities and, to this end, have made significant progress in avoiding deviations from macroeconomic stability.¹²

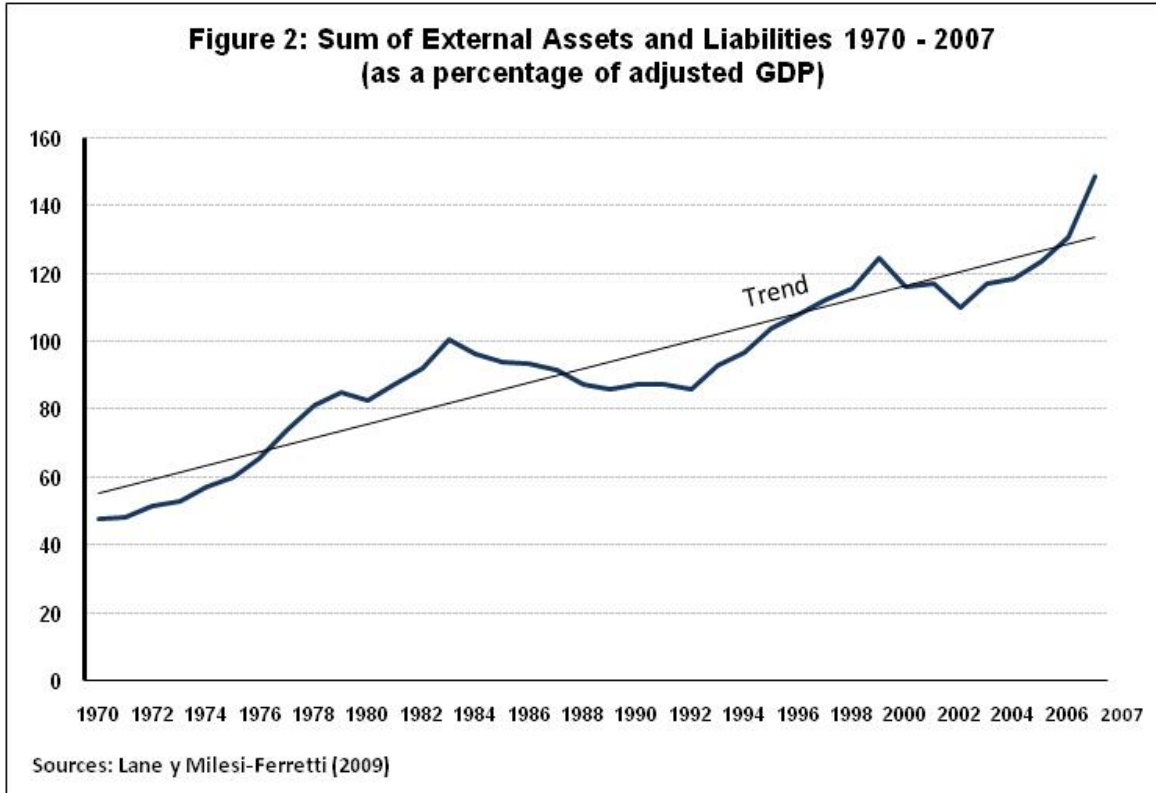
3.2 De Facto Financial Integration

A well-known measure of *actual* financial integration is that developed by Lane and Milesi-Ferretti, hereafter LM-F (2007), who assembled a dataset on foreign assets and liabilities of 145 countries over the period 1970–2004 and also produced an updated and extended version using the same methodology and also covering the period 1970–2004. Since this measure of financial integration cannot fully capture the participation of foreign financial institutions (beyond foreign direct investment and other forms of external financing), a separate sub-section presents data on the participation of foreign banks in the region.

¹² Not surprisingly, the countries with weaker macroeconomic indicators—Argentina, Ecuador and Venezuela—are also the countries with more controls on cross-border transactions. Also, Argentina and Ecuador defaulted on their external debt obligations in the early 2000s.

3.2.1 The Value of Cross-Border Holdings in Latin America

Following LM-F, a measurement of *de facto* financial integration is defined as the sum of the stocks of (the absolute value of) external assets plus external liabilities as a percentage of GDP.¹³ Data for the period 1970–2007 are directly taken from LM-F (2007 and updates). Figure 2 shows the evolution of this indicator for Latin America. The data consist of simple regional averages of the information gathered for individual countries.



¹³ Measures of financial integration were scaled by a country's GDP in U.S. dollars. To avoid the effect of large real exchange rate (RER) swings on dollar GDP valuation, so common in the region, we constructed adjusted GDP series in U.S. dollars under a constant RER assumption, using 2003 as the base year. Consider current GDP in U.S. dollars for any given year:

$$GDP_t^{US} = GDP_{t-1}^{US} \times \left[\frac{(1 + g_t) \times (1 + p_t)}{1 + e_t} \right] \quad (\text{a})$$

where g , p and e stand for real GDP growth, domestic inflation and nominal exchange rate depreciation, respectively. To hold the RER constant, the following must hold:

$$(1 + p_t) = (1 + e_t) \times (1 + p_t^*) \quad (\text{b})$$

where p_t^* stands for foreign inflation. Substituting (b) into (a) yields:

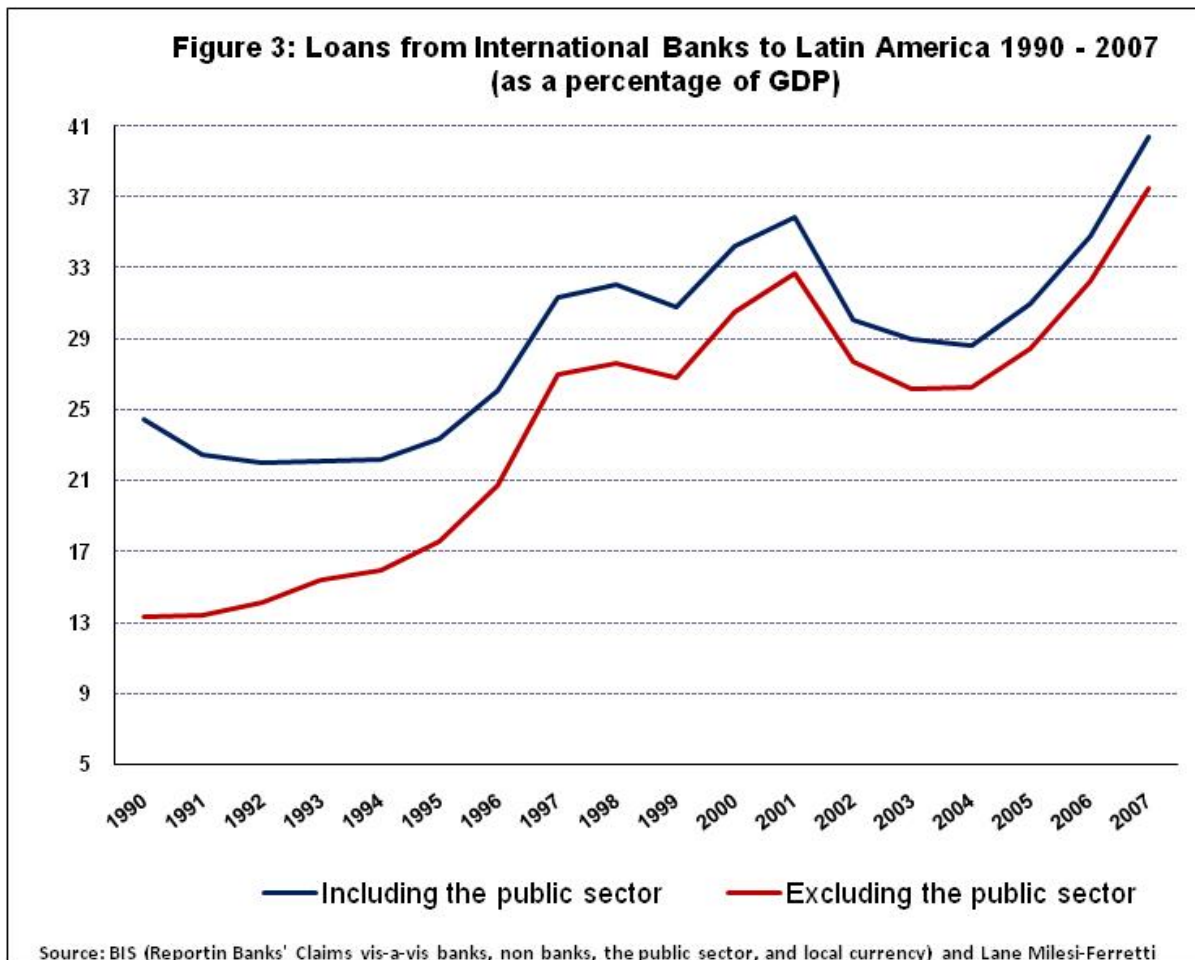
$$GDP_t^{US} = GDP_{t-1}^{US} \times (1 + g_t) \times (1 + p_t^*) \quad (\text{c})$$

Taking 2003 GDP in current U.S. dollars as the base year, series for adjusted GDP in U.S. dollars were constructed making use of (c).

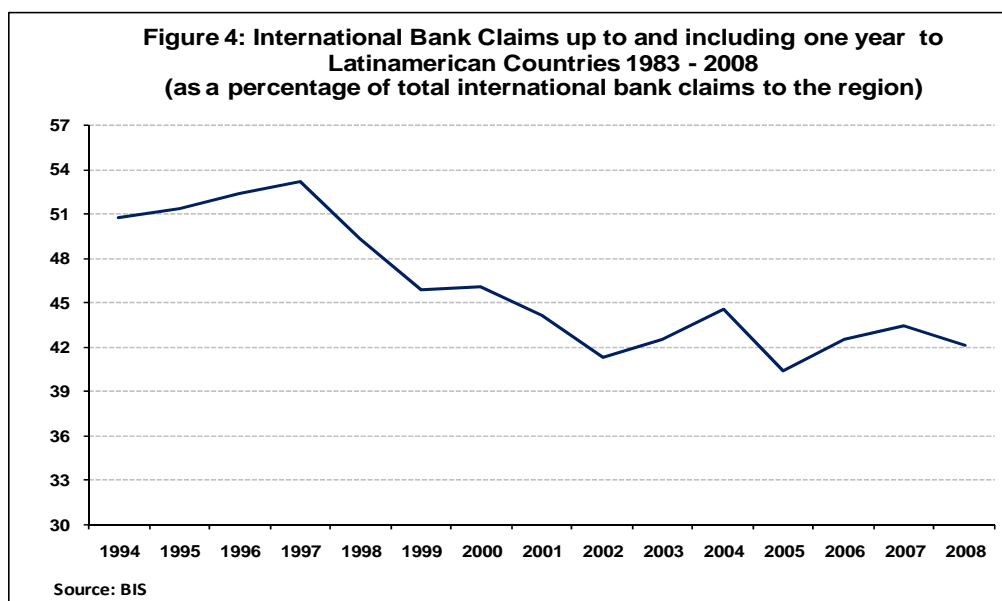
Consistent with global developments, the trend in accumulation of international assets and liabilities has been significantly positive in Latin America. The two periods when the indicator of financial integration declined—the 1980s and the period from late 1990s to the early 2000s—were periods when sharp economic and financial crises plagued the region and led to a reversal of net inflows of capital to Latin America (therefore reducing the accumulated international stock of assets and liabilities). Not surprisingly, data for the period 2004–2007 show a rapid increase in the indicator. In the context of the current international financial crisis, and as additional data become available, it is expected that a decline in the indicator will be observed in 2008.

The data also show that, although lagging significantly behind industrial countries in terms of financial integration, Latin America is *de facto* one of the most financially integrated regions in the developing world.

But increased financial integration has not only meant increased values of cross-border financial assets and liabilities. It has also implied important changes in some of the characteristics of these stocks. For example, information from the BIS (Bank for International Settlements) allows us to illustrate two features of international bank lending to Latin America that have been changing dramatically since the 1990s. The first deals with the composition of international bank claims between the public and private sectors. As shown in Figure 3, in the early 1990s, when the process of financial integration was at its early stage, a large proportion (about 50 percent) of lending from BIS reporting banks to the region was directed to the public sector. In sharp contrast, by 2007, more than 90 percent of international bank lending was directed to the private sector. This development is consistent with the market-led growth model adopted by most countries in the region in the past decade.



The second feature is the maturity of international loans to the region. In the mid-1990s, more than 50 percent of international claims to Latin America had a maturity of one year or less. In some countries, such as El Salvador and Guatemala, this value reached over 80 percent. Since then, the average maturity of these loans has increased consistently and, by 2008, short-term international bank claims as a percentage of total international bank claims had declined to 40 percent (see Figure 4).



In the context of a favorable external environment in the 2003–2007 period, increased financial integration of Latin America and improved regulatory and supervisory domestic frameworks improved the availability of financing on better terms and conditions than in the previous two decades.

3.2.2 The Participation of Foreign Banks in Local Financial Systems

An important component of the process of financial integration in Latin America that is not captured by data on cross-border transactions is the participation of foreign banks in local financial systems. Two major factors, depending on the country, increased participation of foreign banks beginning in the mid-1990s. First, consistent with capital account liberalizations, many countries in the region liberalized their domestic financial systems, which significantly reduced government interference in commercial banking. Together with privatization of public banks, this liberalization created incentives for foreign investment in local banking systems. Second, the need to recapitalize banks in the context of the severe banking crises experienced by the region in the 1990s required efforts to attract foreign capital into local banking systems. Mexico is an example of this development.

Measured by the percentage of total assets in the local banking system, the participation of foreign banks varied widely across Latin American countries by 2007. As shown in Table 2, El Salvador and Mexico stand out (by a large margin) as the countries with the highest

participation of foreign banks in the region (with over 85 percent of total assets of the banking system). In contrast, foreign bank participation is very low in Ecuador and Venezuela. Moreover, while in most countries foreign bank participation has increased or remained stable, in some cases, the participation of foreign banks has significantly declined. Argentina is a clear example. As a result of the inadequacies in the resolution of the banking crisis in 2001, parent companies of several international banks reduced their presence in that country.

Table 2
Participation of Foreign Banking
(as a percentage of the total of assets in the system)

Country	2000	2007
ARGENTINA	37.4%	19.2%
BOLIVIA	55.1%	37.7%
BRAZIL	19.5%	16.8%
CHILE	43.6%	40.3%
COLOMBIA	28.5%	21.8%
COSTA RICA	18.0%	20.5%
DOMINICAN REPUBLIC	13.3%	9.9%
ECUADOR	6.8%	4.5%
EL SALVADOR	56.8%	93.1%
GUATEMALA	8.1%	9.9%
HONDURAS	36.6%	36.1%
MEXICO	59.3%	85.4%
NICARAGUA	16.1%	20.5%
PARAGUAY	77.1%	58.9%
PERU	55.1%	50.6%
URUGUAY	30.4%	43.7%
VENEZUELA	4.3%	1.8%

Source: Bankscope

4. Propagation of International Financial Shocks as a Result of Financial Integration and Foreign Banks: An Empirical Investigation

The literature review presented in Section 2 discussed the response of foreign bank operations in Latin America to shocks generated in local economies and to changes in economic activity in the home country of foreign banks. Here, we empirically assess the response of foreign banks to external financial shocks, reflecting a change in risk aversion—a key issue in the context of the current international financial crisis.

We explore the effect of external financial shocks on domestic financial variables from two complementary angles. First, we use cross-country data for a set of Latin American countries to assess the impact of changes in external financial conditions reflecting investors' perceptions of risk on the real growth rate of credit and on real interest rates. As part of this investigation, we

explore the role played by financial integration in propagating external financial fluctuations to domestic variables. Second, we use a database of detailed bank-level balance sheets to analyze the response of real credit growth and real interest rates of specific banks to external financial fluctuations. We then explore whether the response varies according to the ownership structure of the bank; namely whether the bank is domestic or foreign owned.

4.1 Cross-Country Methodology and Results

We use a quarterly dataset for 18 Latin American and Caribbean¹⁴ countries spanning the period 1996–2008, including data from the IMF’s International Financial Statistics (IFS), Bloomberg and data collected from country-specific statistical agencies to estimate the impact of changes in international financial conditions on the real growth rate of credit and real interest rates in Latin American countries.

We measure international financial conditions using two indicators of investors’ perceptions of risk: the spread of high-yield bonds and the VIX index (both in logs).¹⁵ Our main objectives are to assess the correlation between the *riskiness* of international financial conditions and domestic financial variables and to analyze whether this relationship depends on the degree of integration with international financial markets.

We estimate the following regression:

$$X_{it} = \alpha_1 \Delta \log(IP_{it-1}) + \alpha_2 \Delta \log(IP_{it-1}) * Int_{it-1} + \beta_1 Y_t + \beta_2 Y_t * Int_{it-1} + \gamma Int_{it-1} + \mu_i + d + \varepsilon_{it} \quad (1)$$

where i denotes a country and t a time period, and X is either the real growth rate of credit or the real interest rate. Real credit growth is calculated as the difference in the logarithm of real credit, which is nominal credit supplied by the domestic banking system to the private sector deflated by the CPI (Consumer Price Index). The real interest rate is calculated using the one-period

¹⁴ The countries included in the dataset are determined by data availability. The countries in the sample are: Argentina, Bolivia, Brazil, Chile, Colombia, Costa Rica, Ecuador, Guatemala, Honduras, Haiti, Mexico, Nicaragua, Peru, Paraguay, El Salvador, Trinidad and Tobago, Uruguay and Venezuela. Data was also available for Panama, but this country was not included in the analysis because it is a financial center and our data sources do not allow for a distinction between domestic and international banking activities.

¹⁵ The high-yield spread is the difference between the return of U.S. high-yield bonds (non-investment grade, speculative-grade or junk bonds) and the return of U.S. Treasuries. A higher spread indicates higher risk. The VIX is the ticker symbol for the Chicago Board Options Exchange Volatility Index. This is a commonly used measure of the implied volatility of S&P 500 index options. A high value corresponds to a more volatile market.

ahead observed inflation rate as a measure of inflation expectations.¹⁶ IP is the country's industrial production. Int is a measure of financial integration, which corresponds to the *de facto* measure of financial integration discussed in Section 3, namely the measure developed by LM-F (2007). Y is a variable measuring international financial conditions (in some specifications we use the log of the high-yield spread, in others the log of the VIX index), μ_i are country fixed effects, d are seasonal dummies and ε is a residual.¹⁷

In equation (1) we allow the dependent variable of interest to relate to changes in the lagged level of economic activity measured by the industrial production index, to international financial conditions (U.S. high-yield spread or VIX), to lagged financial integration and to relevant interactions.

We are aware that endogeneity is a relevant issue in this regression in several dimensions. Specifically, we acknowledge that both industrial production and financial integration can be endogenous to developments in credit markets, and that is the reason for using lags of industrial production and financial integration as independent variables to estimate OLS regressions.¹⁸ We also deal with the endogeneity problem by carrying out IV estimations using Chinn and Ito's *de jure* integration measure as an instrument for the *de facto* integration proxy.

Table 3 reports the results of estimating equation (1) for both dependent variables using the two alternative measures of international financial market volatility and alternative estimation techniques (OLS and IV). Columns 1 and 3 report OLS results when the real growth rate of credit is used as the dependent variable, and columns 5 and 7 report the results when using the real interest rate. Columns 2, 4, 6 and 8 report similar results using panel IV methods. In all specifications we allow for the relationship between external and domestic variables to depend on the degree of financial integration.

The results reported in columns 1 to 4 suggest that there is a strong correlation between real credit growth and the variables measuring international financial conditions, and that the correlation is stronger the higher the degree of financial integration. In all regressions, the

¹⁶ For simplicity, the real interest rate (r) is computed as $(1+i)/(1+\pi^e) - 1$ where i is the nominal interest rate and π^e is the one-period-ahead observed CPI inflation rate (i.e., assuming perfect foresight).

¹⁷ Data on credit to the private sector, interest rates and consumer price index were taken from IFS; high-yield spreads and the VIX index were taken from Bloomberg; and industrial production was taken from domestic sources.

¹⁸ An alternative measurement of *de facto* financial integration is BIS data that includes external claims of international banks on Latin America as well as local claims of foreign banks on the region. This variable, however, suffers from more serious endogeneity problems than the LM-F measure. The reason is that local claims of foreign banks are, to a large extent, a component of total domestic credit.

coefficients of the log of the high-yield spread and the log of the VIX index interacted with the financial integration proxy have a negative sign and are statistically significant. This evidence suggests that financial integration amplifies the impact of changes in external financial risk on domestic financial markets.

A noteworthy economic implication can be derived from the estimated coefficients. A one standard deviation increase in the log of the high-yield spread (0.41) in our sample is associated with a 1.0 percent decline in real credit for a country with average financial integration.¹⁹ This is a sizeable value given that the average real growth rate of credit in the sample is close to one percent. Similarly a one standard deviation increase in the log of the VIX index (0.33) is associated with a 0.8 percent decline in real credit.²⁰

Table 3. Cross-Country Results

Dependent Variable:	1	2	3	4	5	6	7	8
	$\Delta \log(\text{Real Credit})_{it}$				Real Interest Rate _{it}			
$\Delta \log(\text{IP}_{it-1})$	0.0567*** [0.017]	0.0364* [0.020]	0.0611*** [0.017]	0.0319 [0.019]	-0.0365 [0.028]	-0.0332 [0.030]	-0.0462* [0.025]	-0.0417 [0.028]
$\Delta \log(\text{IP}_{it-1}) * \text{Integration}_{it-1}$	0.0157 [0.012]	-0.0307 [0.020]	0.0245** [0.012]	-0.0291 [0.020]	-0.0230 [0.018]	-0.00515 [0.028]	-0.0302* [0.017]	-0.0227 [0.026]
$\log(\text{High Yield Spread}_t)$	-0.00131 [0.007]	0.0114 [0.009]			-0.0252** [0.012]	-0.0265* [0.014]		
$\log(\text{High Yield Spread}_t) * \text{Integration}_{it-1}$	-0.0203*** [0.005]	-0.0314*** [0.006]			0.0411*** [0.008]	0.0431*** [0.010]		
$\log(\text{VIX}_t)$			0.00215 [0.008]	0.0118 [0.010]			-0.00918 [0.011]	-0.0489*** [0.015]
$\log(\text{VIX}_t) * \text{Integration}_{it-1}$			-0.0218*** [0.005]	-0.0314*** [0.008]			0.0424*** [0.008]	0.0781*** [0.012]
$\text{Integration}_{it-1}$	0.147*** [0.034]	0.217*** [0.042]	0.0831*** [0.018]	0.108*** [0.026]	-0.255*** [0.055]	-0.258*** [0.068]	-0.133*** [0.026]	-0.235*** [0.038]
Observations	724	711	812	799	809	793	893	880
Overall R-squared	0.129	0.126	0.110	0.103	0.0553	0.0711	0.0562	0.0598
Between R-squared	0.0116	0.00449	0.00820	0.00243	0.0254	0.124	0.0457	0.00138
Within R-squared	0.166	0.149	0.136	0.112	0.0697	0.0705	0.0849	0.0635
Number of Countries	18	18	18	18	18	18	18	18
Country Fixed Effects	Yes	Yes	Yes	Yes	Yes	Yes	Yes	Yes
Seasonal dummies	Yes	Yes	Yes	Yes	Yes	Yes	Yes	Yes
Estimation method	OLS	IV	OLS	IV	OLS	IV	OLS	IV
Sample	1997.I-2008.IV		1996.I-2008.IV		1997.I-2008.IV		1996.I-2008.IV	

*** p<0.01, ** p<0.05, * p<0.1; Standard errors in brackets. IV regressions use lags of a measure of de jure integration (Chinn and Ito) and of the de facto integration measure (Lane and Milesi Ferretti) as instruments.

¹⁹ Average financial integration refers to the mean of the measure of financial integration for countries in the sample throughout the sample period.

²⁰ To provide additional context for these estimations, for a country with average financial integration, the rise in the high-yield spreads and in the VIX index observed during the recent financial crisis would predict 2.3 and 1.8 percent declines in real credit, respectively. This rise in our sample corresponds to the change in the high-yield spreads and the VIX index between the second and fourth quarters of 2008. Such rises account for approximately 1000 basis points (bps) in the high-yield spread and for 16 points in the VIX index.

Panels (a) and (b) of Figure 5 plot the marginal impact of increasing the high-yield spread and the VIX index, respectively, on the real growth rate of credit. Note that, according to the regressions, this impact depends on the level of integration. Specifically, the marginal impact of an increase in these measures is given by:

$$\frac{\partial X_{it}}{\partial Y_t} = \beta_1 + \beta_2 Int_{it-1} \quad (2)$$

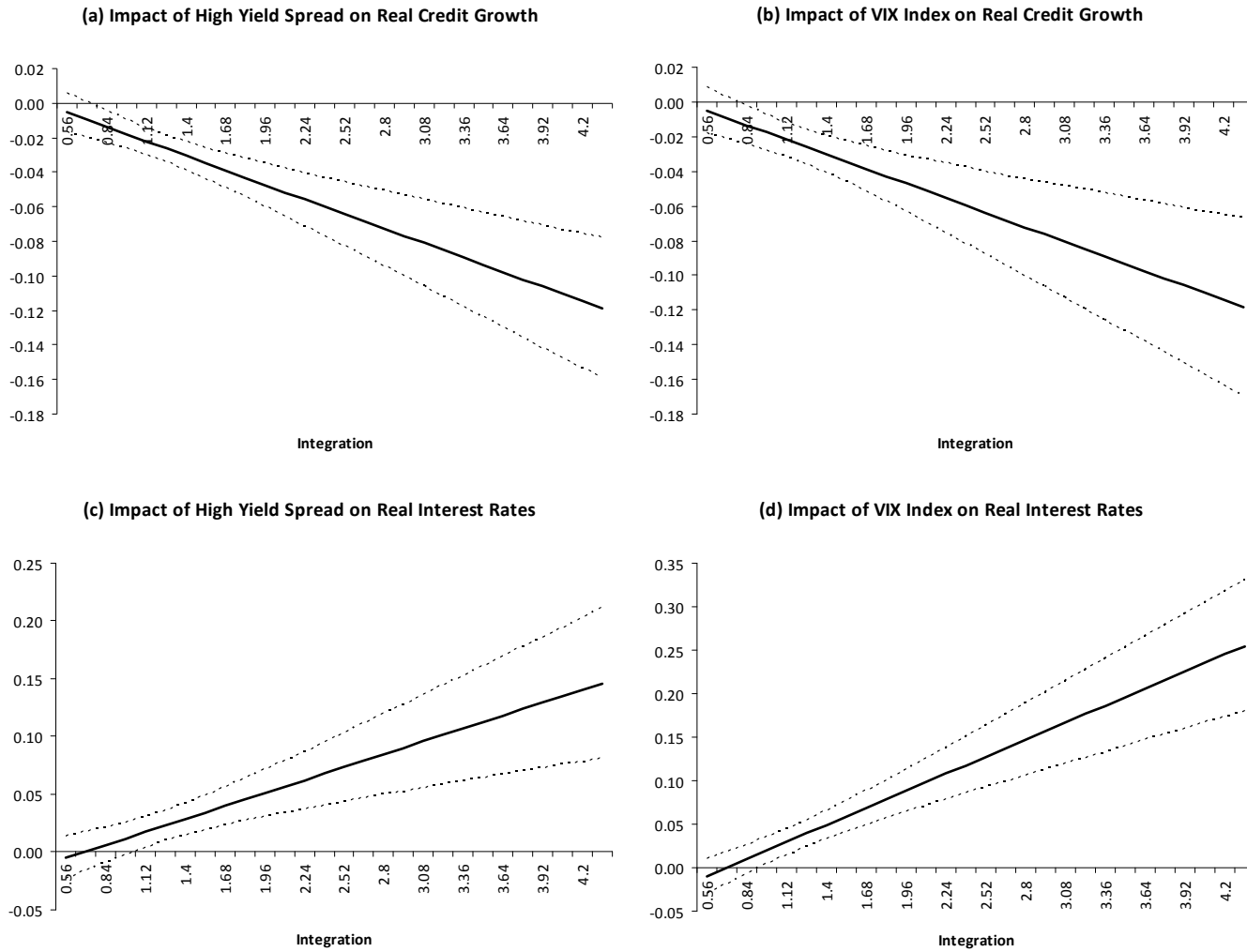
where, as above, X represents either real credit growth or the real interest rate, and Y is either the log of the high-yield spread or the log of the value of the VIX index. Panels (a) and (b) of Figure 5 depict equation (2) for the range that the integration measure takes in our sample, with appropriate confidence intervals.²¹ The figure clearly shows that there is a range where financial integration is so low that real credit growth is not affected by external financial shocks. As financial integration rises, the impact of external shocks becomes negative and highly significant.²²

²¹ Note that the relevant standard error for the estimated marginal impact is given by:

$$\sigma = \sqrt{\text{var}(\beta_1) + \text{var}(\beta_2) * \text{int}_{i,t-1}^2 + 2 \text{cov}(\beta_1 \beta_2 \text{int}_{i,t-1})}$$

²² Graphs in this figure are constructed using IV estimates.

Figure 5. Marginal Effects of Foreign Financial Shocks on Real Credit Growth and Real Interest Rates



Turning to the behavior of the real interest rate, columns 5 to 8 of Table 3 show that the coefficients of the interactions between the high-yield spread and the VIX index with the integration measure are positive and significant, indicating that the correlation between external and domestic financial variables increases with the degree of integration.

Once again, the estimated coefficients can be used to derive additional important implications. A one standard deviation increase in the log of the high-yield spread or in the log of the VIX index is associated with 1.0 and 1.2 percentage point increases in the real interest rate, respectively, for a country with average financial integration.²³ These are also meaningful figures considering the average real interest rate for the sample period was 1.8 percent.

Panels (c) and (d) in Figure 5 depict the estimated marginal impact of an increase in the high-yield spread and the VIX index, respectively, on the real interest rate. We find a positive and significant impact at most levels of integration, and as with credit, we also find that at very low levels of integration the impact is not statistically significant.

A central conclusion that is worth noting from Table 3 is that for a wide range of international financial shocks there is a positive association between financial integration and real credit growth *even when factoring in the negative effect on credit growth brought about by foreign financial shocks*. In other words, the sum of the coefficient estimated for integration and the coefficient estimated for the interaction between the foreign shock and integration is positive for most levels of the foreign shock. Figure 6 depicts estimates similar to those in Figure 5 but focuses on the marginal impact of financial integration on real credit growth and the real interest rate. Namely it plots:

$$\frac{\partial X_{it}}{\partial Int_{i,t-1}} = \gamma + \beta_2 Y_t + \alpha_2 \Delta \log(IP_{it-1}) \quad (3)$$

Panels (a) and (b) in Figure 6 report results for real credit growth and (c) and (d) for the real interest rate.²⁴ The panels show that for most levels of the high-yield spread and of the VIX index, integration has a positive and significant effect on real credit growth. The effect diminishes as external risks increase and becomes non-significant for high levels of risk. In other

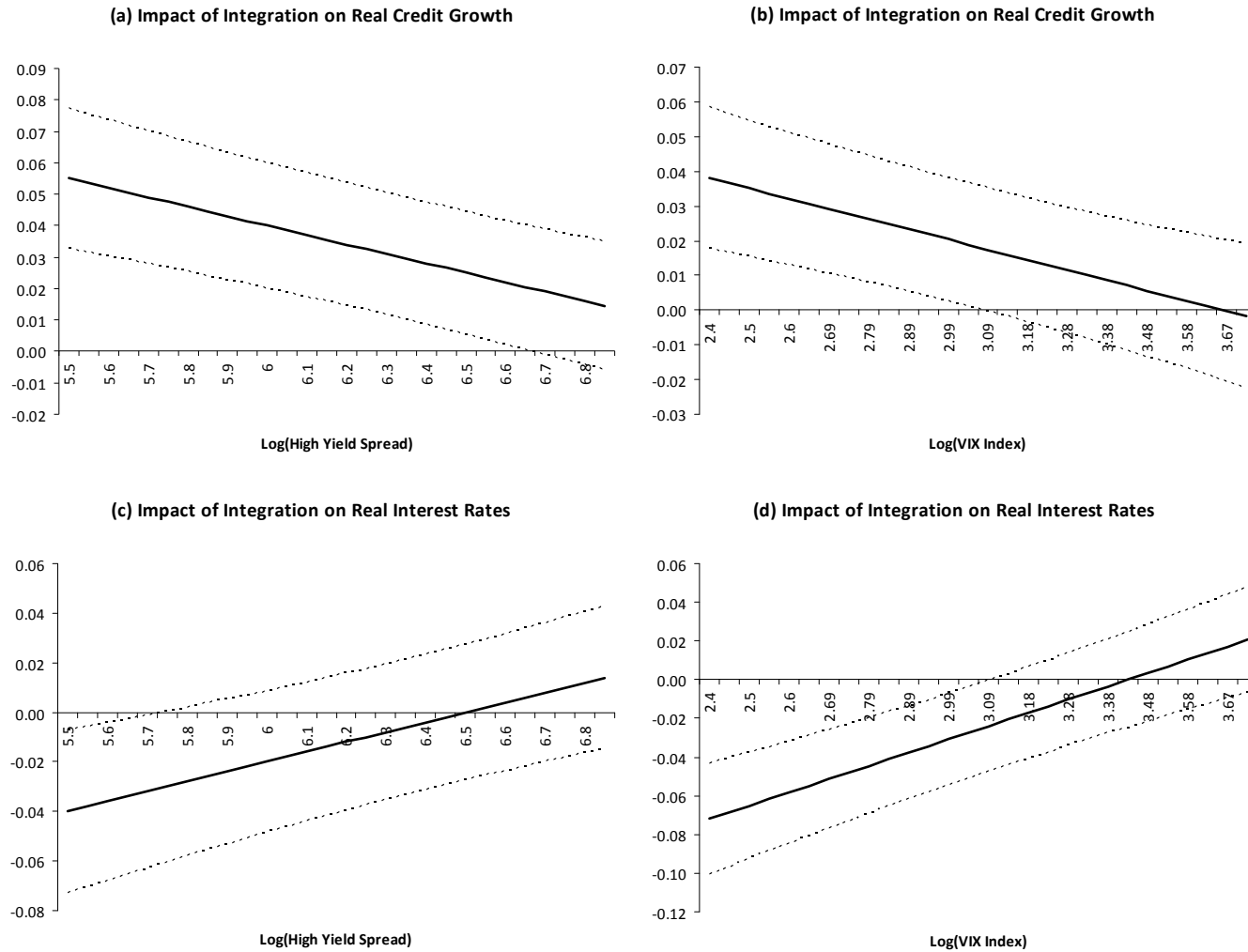
²³ As above, the fluctuations in the high-yield spreads and the VIX index observed during the recent financial crisis (between the second and fourth quarters of 2008 in our sample) suggest that real interest rates should increase by 200 and 190 basis points, respectively.

²⁴ In order to plot equation (3) in the two dimensional graph, we evaluate it in the median value of $\Delta \log(IP)$, that in our sample is equal to zero.

words, in tranquil times, the positive effects of financial integration dominate, while in times of crisis the negative effects of financial integration net out the benefits. It is worthwhile noting that in times of crisis the overall impact of financial integration is not statistically significant. When measuring risk with the high-yield spread, the positive and significant impact of financial integration on credit growth prevails, except for a few tail observations. When measuring it with the VIX index, the positive and significant effect prevails up to a value of 3.09 of the log of the VIX index that in our sample corresponds to approximately the 65th percentile.

Similarly, columns 5 to 8 of Table 3 suggest that greater integration with international financial markets is associated with, on average, lower interest rates for most levels of financial risk. Panels (c) and (d) of Figure 6 support these findings; however, the results are not as clear cut as with the evidence on credit growth. When risk is measured using the high-yield spread, we find that, through most of the range, the impact of financial integration is not statistically significant. When measuring risk with the VIX index, we find that for most of the distribution, and up to the 65th percentile of the distribution within our sample, the impact of integration on interest rates is negative and significant.

Figure 6. Marginal Effects of Financial Integration on Real Credit Growth and Real Interest Rates



Thus, while it is true that deeper financial integration may be a channel through which negative external financial shocks amplify domestic credit contractions and increases in interest rates, it is also true that financial integration may deepen credit markets and reduce the cost of financing. Moreover, Figure 6 demonstrates that, under the vast majority of states of nature, financial integration has a positive effect on deepening credit markets. It is only in cases of very high financial risk that greater financial integration can be related to a decline in real credit growth.

4.2 Bank-Level Methodology and Results

This sub-section complements the results above by using bank-level data to explore additional conduits through which financial integration may help to propagate international financial shocks in Latin American and Caribbean economies. As noted above, an important mechanism of increased financial integration in Latin America has been through the presence of foreign banks.

To assess whether foreign banks have played a role in exacerbating international financial market fluctuations, we use a yearly bank-level dataset that covers 476 banks in 17 Latin American and Caribbean countries between 1996 and 2007.²⁵ For that purpose, we estimate regressions of the following type:

$$X_{bit} = \alpha X_{bit-1} + \gamma C_{bit-1} + \delta_1 \Delta \log(IP_{it-1}) + \delta_2 \Delta \log(IP_{it-1}) * Foreign_{bi} + \beta_1 Y_t + \beta_2 Y_t * Foreign_{bi} + \mu_b + \varepsilon_{bit} \quad (4)$$

where b denotes a specific bank, i denotes a country and t a time period. X is either the real growth rate of credit supplied by bank b in country i at time t (we measure the change in the logarithm of the stock of real credit of each bank, computed as the bank's nominal credit stock divided by the country's CPI) or the real interest rate (which is obtained by subtracting the observed inflation rate in period $t+1$ from an implicit interest rate—estimated from individual banks' income statements and balance sheets). C is a set of bank-specific controls that include measures of liquidity and capitalization.²⁶ IP is the country's industrial production, $Foreign$ is a

²⁵ The source of bank-level data is BankScope. We use all information available for privately owned banks in Argentina, Bolivia, Brazil, Chile, Colombia, Costa Rica, Ecuador, El Salvador, Guatemala, Honduras, Mexico, Nicaragua, Peru, Paraguay, Trinidad and Tobago, Uruguay and Venezuela.

²⁶ Our specification and selection of bank-specific controls follows closely that in Arena, Reinhart and Vázquez (2006). Liquidity is computed as the share of liquid assets in total assets. Liquid assets include cash and reserves, government bonds and other marketable securities. Capitalization is defined as the ratio of equity capital to total assets.

dummy indicating if the bank is foreign owned, μ_b are bank fixed effects, ε is a residual and Y is the variable measuring international financial conditions. As above, we measure international financial conditions using the logs of the high-yield spread and the VIX index. In addition, we use the log of the global EMBI spread.²⁷ We did not use the global EMBI spread in the cross-country regressions because it was likely to be an endogenous variable given the inclusion of large emerging market countries in the sample. Since we are now using bank-level data, endogeneity of the global EMBI spread is not a relevant issue.

Given that real credit growth and real interest rates are highly persistent at the bank level,²⁸ we allow for a lagged dependent variable in our specification. The inclusion of a lagged dependent variable in the context of a panel with fixed effects is well known to generate biased and inconsistent estimates. This is the case because, by construction, the lagged dependent variable will be correlated with the error term. To deal with these issues, and following Arellano and Bover (1995) and Blundell and Bond (1998), we use the system GMM estimator.²⁹

Table 4 reports results of the bank-level regressions using the real growth rate of credit as the dependent variable.³⁰ Columns 1, 3 and 5 report regression results without allowing for differential effects from foreign banks. These results suggest that there is a significant negative association between external financial variables and real credit growth. These relationships are important and sizable from an economic perspective. A one standard deviation increase in the logs of the high-yield spread, the VIX index and the EMBI spread leads to contractions of 2.0, 1.9 and 2.1 percent in real credit, respectively.³¹ These numbers are considerable compared to the real growth rate of credit during the sample period, which was 9.3 percent.

²⁷ We use the log of most variables to reduce their high variance and ease the interpretation of results so that changes can be interpreted as proxies of growth rates.

²⁸ Real credit growth is particularly persistent since real credit usually has a trend.

²⁹ This method relies on differencing the equation to address the problem of possible omitted-variable bias induced by the presence of the bank fixed effects. In addition, and to address the problem of joint endogeneity, lagged values of both the independent and dependent variables are used as instruments for contemporaneous values of the independent variables. The results that we report use the system estimator that improves on the standard first differenced GMM estimator by exploiting instruments available for the equations in levels. This improves the precision and reduces the finite sample bias when these additional moment conditions are valid.

³⁰ We restrict the instrument matrix to avoid biases resulting from over-fitting and weak instruments. We allow up to four lags on the relevant variables as instruments.

³¹ To provide further context for these estimates, we also simulate the impact of the recent international financial crisis on real credit growth. During the last year of our sample (2008), the high-yield spread increased 1220 bps, the VIX index increased 17.5 points and the EMBI spread increased 475 bps. According to our estimates, these increases should lead to a contraction in real credit of 4.5, 3.1 and 4.1 percent, respectively.

When we allow for a differential effect of foreign banks in columns 2, 4 and 6, we find that domestic banks play a role in propagating the impact of the external financial shock, but that the impact of the shock is amplified by foreign banks. In all three regressions, the coefficient of the external financial variable is negative and significant, which should be interpreted as evidence that real credit growth by domestic banks adjusts to foreign financial shocks. Moreover, the coefficient of the interaction between each of the external financial variables and the foreign bank dummy is also significant and negative. These results provide statistical evidence that the adjustment made by foreign banks to their real credit flow is stronger than that of domestic banks. The additional adjustment of foreign banks, according to our estimates, is economically important. Depending on the specification considered, we find that foreign banks adjust their real credit growth between 20 and 30 percent more than the adjustment made by domestic banks.

It is worth noting that the estimated effects are symmetrical, meaning when the global economy goes through favorable financial conditions (high-yield spreads, the VIX index and the EMBI spread are low), the expansion of real credit by foreign banks is larger than that of domestic banks. When negative financial shocks hit the global economy, the contraction shown by foreign banks is stronger.

As for the rest of the controls, we find that real credit growth is persistent and that lending activity is positively and significantly linked to bank liquidity. We find a positive association between real credit growth and capitalization, but this relationship is not estimated precisely. We also find that real credit growth at the bank level is highly pro-cyclical with respect to industrial production. The coefficient associated with growth in industrial production is consistently significant across alternative specifications. However, we do not find evidence of differential behavior between foreign banks and domestic banks regarding pro-cyclicality.

In Table 5 we report similar results using an implicit real interest rate on deposits as the dependent variable. The implicit interest rate is computed as the ratio of interest payments during a given year with respect to the stock of deposits at the beginning of the year. As explained above, the real rate of interest is obtained by subtracting the observed rate of inflation in the following year from the nominal interest rate. Results are similar to and consistent with those reported in Table 4. An increase in any of the three measures of international financial conditions is accompanied by an increase in domestic real interest rates. Also, increases in the interest rates of foreign banks are larger than those of domestic banks.

For the average bank (without distinguishing between domestic and foreign banks), a one standard deviation increase in the log of the high-yield spread is accompanied by an increase of 122 basis points in the real interest rate. The corresponding increases in the real interest rate when the log of the VIX index or the log of the EMBI spread rises by one standard deviation are 99 and 77 basis points, respectively.

Results reported in columns 2, 4 and 6 indicate that foreign banks react more than domestic ones to external financial shocks. In the case of the high-yield and EMBI spreads, the estimated coefficients reveal that the increase in real interest rates by foreign banks is between 10 and 20 percent larger than that of domestic banks. Independent of the magnitude, the qualitative importance of these results ought to be highlighted: foreign banks tend to amplify external financial shocks.

Table 4. Bank-Level Results: Real Credit Growth

Dependent Variable: log(Real Credit)	1	2	3	4	5	6
log(Real Credit) [t-1]	0.175*** [0.039]	0.168*** [0.040]	0.163*** [0.039]	0.156*** [0.039]	0.166*** [0.040]	0.159*** [0.040]
log(Liquid Assets/ Total Assets) [t-1]	0.0730*** [0.019]	0.0734*** [0.020]	0.0618*** [0.019]	0.0623*** [0.019]	0.0739*** [0.019]	0.0754*** [0.019]
log(Capital/ Assets) [t-1]	0.0405 [0.028]	0.0447 [0.028]	0.013 [0.032]	0.0145 [0.033]	0.0346 [0.035]	0.0355 [0.035]
log(IP) [t-1]	0.255*** [0.037]	0.252*** [0.033]	0.246*** [0.036]	0.245*** [0.032]	0.250*** [0.037]	0.250*** [0.032]
log(IP) [t-1] * Foreign		0.0143 [0.106]		-0.000611 [0.107]		0.00259 [0.105]
log(High Yield Spreads)	-0.0406*** [0.009]	-0.0393*** [0.009]				
log(High Yield Spreads) * Foreign		-0.00759** [0.003]				
log(VIX)			-0.0512*** [0.015]	-0.0472*** [0.015]		
log(VIX) * Foreign				-0.0143** [0.006]		
log(EMBI)					-0.0389*** [0.010]	-0.0371*** [0.010]
log(EMBI) * Foreign						-0.00702** [0.003]
Observations	2773	2773	2773	2773	2773	2773
Number of banks	520	520	520	520	520	520
Number of countries	17	17	17	17	17	17
Bank fixed effects	Yes	Yes	Yes	Yes	Yes	Yes
P-Value AR1	0.000	0.000	0.000	0.000	0.000	0.000
P-Value AR2	0.740	0.712	0.988	0.987	0.840	0.866
P-Value Hansen Stat	0.404	0.417	0.388	0.405	0.336	0.327
P-Value F-test 1		0.008		0.016		0.012
P-Value F-test 2		0.000		0.000		0.000
Sample	Yearly: 1996-2008					

*** p<0.01, ** p<0.05, * p<0.1. Clustered standard errors in brackets. F-test 1 is a test under the null hypothesis that the sum of the coefficient of IP growth and the coefficient of IP growth interacted with the foreign bank dummy is zero. F-test 2 is a test under the null hypothesis that the sum of the coefficient of the external variable (high yield spread, VIX, or EMBI) and the coefficient of it interacted with the foreign bank dummy is zero. Regressions are estimated using the bank's relative size in each country and time period as a weight.

Regarding the rest of the controls, the results of the regressions show that, similar to the behavior of real credit growth, real interest rates are highly persistent. With respect to changes in growth in industrial production, the results indicate an inverse relationship with real interest rates and there is evidence of differential behavior between domestic and foreign banks. In particular, we find that foreign banks reduce real interest rates more than domestic banks in good times and increase real interest rates more in bad times. With respect to bank-specific controls, while it is notable that the coefficients are estimated imprecisely, we find some evidence indicating a negative correlation between interest rates and liquidity.

Table 5. Bank-Level Results: Real Interest Rate

Dependent Variable: Real Interest Rate	1	2	3	4	5	6
Real interest rate [t-1]	0.431*** [0.054]	0.429*** [0.056]	0.434*** [0.050]	0.432*** [0.052]	0.435*** [0.051]	0.433*** [0.052]
log(Liquid Assets/ Total Assets) [t-1]	-0.33 [0.604]	-0.56 [0.623]	-2.814*** [0.946]	-2.948*** [0.971]	-2.928*** [0.844]	-3.073*** [0.870]
log(Capital/ Assets) [t-1]	1.579 [2.042]	1.471 [1.940]	0.424 [1.431]	0.594 [1.425]	0.645 [1.920]	0.77 [1.911]
log(IP) [t-1]	-5.083** [2.220]	-0.956 [1.314]	-4.263* [2.410]	0.0407 [1.337]	-4.754* [2.436]	-0.389 [1.372]
log(IP) [t-1] * Foreign		-16.02 [9.728]		-16.40* [9.674]		-16.65* [9.894]
log(High Yield Spreads)	2.873*** [0.564]	2.649*** [0.570]				
log(High Yield Spreads) * Foreign		0.280** [0.134]				
log(VIX)			2.969*** [0.655]	2.747*** [0.624]		
log(VIX) * Foreign				0.631** [0.296]		
log(EMBI)					1.383*** [0.470]	1.308*** [0.451]
log(EMBI) * Foreign						0.281* [0.147]
Observations	2026	2026	2026	2026	2026	2026
Number of banks	439	439	439	439	439	439
Number of countries	17	17	17	17	17	17
Bank fixed effects	Yes	Yes	Yes	Yes	Yes	Yes
P-Value AR1	0.005	0.005	0.002	0.002	0.002	0.002
P-Value AR2	0.522	0.454	0.959	0.905	0.934	0.989
P-Value Hansen Stat	0.519	0.471	0.685	0.686	0.652	0.633
P-Value F-test 1		0.077		0.091		0.084
P-Value F-test 2		0.000		0.000		0.001
Sample	Yearly: 1996-2008					

*** p<0.01, ** p<0.05, * p<0.1. Clustered standard errors in brackets. F-test 1 is a test under the null hypothesis that the sum of the coefficient of IP growth and the coefficient of IP growth interacted with the foreign bank dummy is zero. F-test 2 is a test under the null hypothesis that the sum of the coefficient of the external variable (high yield spread, VIX, or EMBI) and the coefficient of it interacted with the foreign bank dummy is zero. Regressions are estimated using the bank's relative size in each country and time period as a weight.

An important question that comes out of the analysis above is whether all foreign banks behave equally. There is ample discussion on how different types of foreign banks follow different models when locating abroad. In particular in Latin America, there is a wide perception that the model followed by Spanish banks is different, and that their home office has given them guidelines to behave as a domestic bank. To test whether there are differences in the way foreign banks from different origins behave, we re-estimate equation (4) separating foreign banks into three categories: banks of U.S. origin, banks of Spanish origin and other foreign banks. The last category includes mostly European banks from countries other than Spain, some Canadian banks, and some additional banks from Australia, Israel, Japan, Korea and Taiwan. Table 6 reports results of these estimations, once again using the real growth rate of credit (columns 1 to 3) and the real interest rate (columns 4 to 6) as dependent variables.

The estimated coefficients for the relevant interactions reveal that foreign banks from different origins follow different behaviors. Most notably, we find no significant differences between the behavior of Spanish banks and domestic banks regarding the behavior of either real credit or real interest rates.³² Our results suggest U.S. banks strongly amplify the effects of external shocks on real credit growth, but we do not find differences in the way they adjust interest rates. Foreign banks of other origins also amplify external financial shocks by contracting credit more than domestic banks, but they also increase real interest rates more than domestic banks. Thus, other foreign banks largely account for the result (reported in Table 5) that foreign banks increase interest rates more than domestic banks in the presence of an adverse financial shock. Note that these results are consistent across alternative measures of external financial conditions used throughout the analysis.

³² Because (in contrast with other foreign banks) Spanish banks fund themselves mostly through domestic deposits, this result using bank-level data may be similar to that of Kamil and Rai (2009) who, using BIS aggregate data, find that total foreign bank lending is less sensitive to changes in TED spreads and expected default probabilities when banks fund themselves through domestic deposits.

Table 6. Bank-Level Results: By Bank Origin

Dependent Variable:	1	2	3	4	5	6
	log(Real Credit)			Real interest rate		
log(Real Credit) [t-1]	0.173*** [0.034]	0.164*** [0.033]	0.166*** [0.033]			
Real interest rate [t-1]				0.432*** [0.055]	0.434*** [0.052]	0.435*** [0.052]
log(Liquid Assets/ Total Assets) [t-1]	0.0707*** [0.017]	0.0566*** [0.016]	0.0713*** [0.016]	-1.034* [0.609]	-3.168*** [0.980]	-3.378*** [0.878]
log(Capital/ Assets) [t-1]	0.0482* [0.025]	0.0311 [0.027]	0.0539* [0.029]	0.63 [1.769]	0.467 [1.335]	0.506 [1.797]
log(IP) [t-1]	0.262*** [0.032]	0.255*** [0.032]	0.262*** [0.032]	-1.486 [1.445]	-0.367 [1.423]	-0.802 [1.462]
log(IP) [t-1] * Foreign USA	-0.0212 [0.231]	-0.0545 [0.224]	-0.0627 [0.230]	-2.46 [7.194]	-2.813 [6.947]	-3.088 [6.985]
log(IP) [t-1] * Foreign Spain	0.00274 [0.132]	-0.00257 [0.136]	-0.0108 [0.135]	-9.818 [10.004]	-9.158 [9.566]	-9.095 [9.758]
log(IP) [t-1] * Foreign Other	0.131 [0.116]	0.139 [0.109]	0.149 [0.108]	-43.63** [19.631]	-43.35** [19.047]	-45.42** [18.979]
log(High Yield Spreads)	-0.0391*** [0.008]			2.332*** [0.540]		
log(High Yield Spreads) * Foreign USA	-0.0152*** [0.005]			0.103 [0.166]		
log(High Yield Spreads) * Foreign Spain	0.000271 [0.004]			0.202 [0.177]		
log(High Yield Spreads) * Foreign Other	-0.00832*** [0.003]			0.487*** [0.155]		
log(VIX)		-0.0539*** [0.013]			3.102*** [0.668]	
log(VIX) * Foreign USA		-0.0275*** [0.009]			0.352 [0.405]	
log(VIX) * Foreign Spain		0.000924 [0.008]			0.218 [0.392]	
log(VIX) * Foreign Other		-0.0168*** [0.006]			1.181*** [0.347]	
log(EMBI)			-0.0419*** [0.009]			1.565*** [0.443]
log(EMBI) * Foreign USA			-0.0142*** [0.005]			0.186 [0.185]
log(EMBI) * Foreign Spain			0.00135 [0.004]			0.0555 [0.203]
log(EMBI) * Foreign Other			-0.00824*** [0.003]			0.569*** [0.166]
Observations	2773	2773	2773	2018	2018	2018
Number of banks	521	521	521	439	439	439
Number of countries	17	17	17	17	17	17
P-Value AR1	0.000	0.000	0.000	0.003	0.002	0.001
P-Value AR2	0.613	0.924	0.925	0.956	0.594	0.513
P-Value Hansen Stat	0.470	0.415	0.392	0.453	0.643	0.636
Sample	Yearly: 1996-2008					

*** p<0.01, ** p<0.05, * p<0.1. Clustered standard errors in brackets. Regressions are estimated using the bank's relative size in each country and time period as a weight.

5. Concluding Remarks

Financial integration in Latin America and the Caribbean, as measured by alternative methodologies, is high. Both from a *de jure* and a *de facto* point of view, the region appears to be notoriously more integrated with international financial markets than other regions of the developing world. The propagation of the recent crisis from developed economies to emerging economies, including Latin America, through financial channels has raised concerns about the appropriateness of maintaining a highly open capital account. This paper contributes to the literature by providing evidence that, in most states of nature, financial integration has a positive effect by deepening local financial markets. It is only in cases of very high international financial risk that greater financial integration can be related to a decline in real credit growth. Indeed, the

empirical analysis demonstrates that while financial integration amplifies the impact of international financial shocks on aggregate real credit and real interest rate fluctuations, the net impact of integration on deepening credit markets prevails in most occasions. Evidence that financial integration reduces interest rates in most states of nature is not as conclusive.

One crucial dimension of financial integration that has been developing rapidly in Latin America in the past decade is greater participation of foreign-owned banks. The impact of foreign bank penetration in developing countries has been studied widely, and in general points to favorable conclusions, such as improvements in technology, improved methods for financial and risk management, and greater competition. In this paper we explored the role of foreign banks in propagating foreign financial shocks to the local financial systems of Latin America. Our main finding is that, in general, foreign banks tend to amplify the impact of foreign financial fluctuations on domestic financial variables. However, the results also show that origin matters, and that Spanish banks tend to react less than other foreign banks to changes in risk conditions in the international capital markets.

From a policy perspective, these findings need to be interpreted with caution. They do not call for banning or reducing foreign bank participation in Latin America, but rather for strategies that avoid excessive transmission of foreign financial shocks into domestic economies while preserving the gains of greater financial depth obtained through financial integration. Policies such as ring-fencing, or the incorporation of agreements with foreign supervisors, ought to be considered to prevent financial weakness in Latin American financial systems when international capital markets are in turmoil.

References

- Arellano, M., and O. Bover. 1995. "Another Look at the Instrumental Variable Estimation of Error-Components Models." *Journal of Econometrics* 68(1): 29–51.
- Blundell, R. and S. Bond. 1998. "Initial Conditions and Moment Restrictions in Dynamic Panel Data Models." *Journal of Econometrics* 87: 115–143.
- Calvo, G., A. Izquierdo and E. Talvi. 2006. "Phoenix Miracles in Emerging Markets: Recovering Without Credit from Systemic Financial Crises." NBER Working Paper 12101. Cambridge, United States: National Bureau of Economic Research.
- Calvo, G., and R. Loo-Kung. 2009. "Should We Rush to Further Regulate Financial Institutions?" New York, United States: Columbia University. Mimeographed document.
- Chinn, M., and H. Ito. 2008. "A New Measure of Financial Openness." *Journal of Comparative Policy Analysis* 10(3): 307-320.
- Cull, R., and M.S. Martínez Peria. 2007. "Foreign Bank Participation and Crises in Developing Countries." World Bank Policy Research Working Paper 4128. Washington, DC, United States: World Bank.
- De Haas, R., and I.V. Lelyveld. 2006. "Foreign Banks and Credit Stability in Central and Eastern Europe: A Panel Data Analysis." *Journal of Banking and Finance* 30: 1927–1952.
- Edwards, S. 1999. "How Effective Are Capital Controls?" *Journal of Economic Perspectives* 13: 65–84.
- Galindo, A., A. Micco and G. Ordoñez. 2002. "Financial Liberalization: Does It Pay to Join the Party?" *Economia* 3(1): 231–261.
- Galindo, A., A. Micco and A. Powell. 2003. "Loyal Lenders or Fickle Financiers: Foreign Banks in Latin America." Research Department Working Paper 529. Washington, DC, United States: Inter-American Development Bank.
- Galindo, A., F. Schiantarelli and A. Weiss. 2007. "Does Financial Reform Improve the Allocation of Investment? Micro Evidence from Developing Countries." *Journal of Development Economics* 83: 562–587.
- Glick, R., and M. Hutchison. 2001. "Banking and Currency Crises: How Common Are Twins?" In: R. Reuven et al., editors. *Financial Crisis in Emerging Markets*, New York, United States: Cambridge University Press.

- Goldberg, L. 2005. "The International Exposure of U.S. Banks." NBER Working Paper 11365. Cambridge, United States: National Bureau of Economic Research.
- Goldberg, Linda. 2002. "When Is Foreign Bank Lending to Emerging Markets Volatile?" in *Preventing Currency Crises in Emerging Markets*, edited by Sebastian Edwards and Jeffrey Frankel (NBER and University of Chicago Press).
- Kamil, H., and K. Rai. 2009. "On the Eve of Retrenchment? The Effect of the Global Credit Crunch on Foreign Banks' Lending in Emerging Markets." Washington, DC, United States: International Monetary Fund. Mimeographed document.
- Lane, P.R., and G.M. Milesi-Ferretti. 2007. "The External Wealth of Nations Mark II: Revised and Extended Estimates of Foreign Assets and Liabilities, 1970–2004." *Journal of International Economics* 73(2): 223–250.
- Magud, N., and C. Reinhart. 2007. "Capital Controls: An Evaluation." NBER Working Paper 11973. Cambridge, United States: National Bureau of Economic Research.
- Edwards, S., editor. *Capital Controls and Capital Flows in Emerging Economies: Policies, Practices and Consequences*. Chicago, United States: United of Chicago Press and National Bureau of Economic Research.
- Martínez Peria, M.S., A. Powell and I. Vladkova-Hollar. 2005. "Banking on Foreigners: The Behavior of International Bank Claims on Latin America, 1985–2000." Staff Paper 52. Washington, DC, United States: International Monetary Fund.
- Morgan, D., and P. Strahan. 2003. "Foreign Bank Entry and Business Volatility: Evidence from U.S. States and Other Countries." NBER Working Paper 9710. Cambridge, United States: National Bureau of Economic Research.
- Peek, J., and E. Rosengren. 2000. "Collateral Damage: Effects of the Japanese Bank Crisis on Real Activity in the United States." *American Economic Review* 90(1): 30–45.
- Quinn, D. 2003. "Capital Account Liberalization and Financial Globalization, 1890–1999: A Synoptic View." *International Journal of Finance and Economics* 8(3): 189–204.
- Rancièrè, R., A. Tornell and F. Westermann. 2006. "Decomposing the Effects of Financial Liberalization: Crises vs. Growth." *Journal of Banking & Finance* 30: 3331–3348.
- . 2008. "Systemic Crises and Growth." *Quarterly Journal of Economics* 123(1): 359–406.

Rojas-Suárez, L. 2009. *Growing Pains in Latin America: An Economic Growth Framework as Applied to Brazil, Colombia, Costa Rica, Mexico and Peru*. Washington, DC, United States: Center for Global Development.

Stiglitz, J. 2009. "The UN Takes Charge." <http://www.project-syndicate.org/commentary/stiglitz114>